

## FLANGES

- **AWWA C207-07 Blind Flanges**

Class B/D/E/F

- **AWWA C207-07 Hub Flanges**

Class B/D/E

- **AWWA C207-07 Ring Flanges**

Class B/D/E/F



**All products backed by Metleader warranty**

# AWWA C207-07 Flanges

## Class B Blind Flanges



### Note:

- All dimensions are in inches.
- Blind flanges shall be machined with center island to match the mating flange.

Nominal Pipe Size	Working Pressure	Outside Diameter	Minimum Thickness	Approximate Weight	Number of Holes	Diameter of Bolt Holes	Diameter of Bolt Circle
		(A)	(T)	(lbs)		(C)	
4	86 psi	9.00	0.625	14	8	0.750	7.50
5	86 psi	10.00	0.625	17	8	0.875	8.50
6	86 psi	11.00	0.688	22	8	0.875	9.50
8	86 psi	13.50	0.688	33	8	0.875	11.75
10	86 psi	16.00	0.688	46	12	1.000	14.25
12	86 psi	19.00	0.719	68	12	1.000	17.00
14	86 psi	21.00	0.791	90	12	1.125	18.75
16	86 psi	23.50	0.892	125	16	1.125	21.25
18	86 psi	25.00	0.950	149	16	1.250	22.75
20	86 psi	27.50	1.040	207	20	1.250	25.00
22	86 psi	29.50	1.132	255	20	1.375	27.25
24	86 psi	32.00	1.216	320	20	1.375	29.50
26	86 psi	34.25	1.307	390	24	1.375	31.75
28	86 psi	36.50	1.398	470	28	1.375	34.00
30	86 psi	38.75	1.477	546	28	1.375	36.00
32	86 psi	41.75	1.581	686	28	1.625	38.50
34	86 psi	43.75	1.661	787	32	1.625	40.50
36	86 psi	46.00	1.751	913	32	1.625	42.75
38	86 psi	48.75	1.853	1079	32	1.625	45.25
40	86 psi	50.75	1.933	1215	36	1.625	47.25
42	86 psi	53.00	2.023	1382	36	1.625	49.50
44	86 psi	55.25	2.114	1563	40	1.625	51.75
46	86 psi	57.25	2.194	1737	40	1.625	53.75
48	86 psi	59.50	2.285	1948	44	1.625	56.00
50	86 psi	61.75	2.377	2176	44	1.875	58.25
52	86 psi	64.00	2.468	2420	44	1.875	60.50
54	86 psi	66.25	2.559	2682	44	1.875	62.75
60	86 psi	73.00	2.820	3566	52	1.875	69.25
66	86 psi	80.00	3.092	4670	52	1.875	76.00
72	86 psi	86.50	3.353	5894	60	1.875	82.50

# AWWA C207-07 Flanges

## Class D Blind Flanges



### Note:

- All dimensions are in inches.
- Blind flanges shall be machined with center island to match the mating flange.

Nominal Pipe Size	Working Pressure	Outside Diameter	Minimum Thickness	Approximate Weight	Number of Holes	Diameter Of Bolt Holes	Diameter of Bolt Circle
		(A)	(T)	(lbs)			(C)
4	175 psi	9.00	0.625	14	8	0.750	7.50
5	175 psi	10.00	0.650	17	8	0.875	8.50
6	175 psi	11.00	0.693	22	8	0.875	9.50
8	175 psi	13.50	0.812	38	8	0.875	11.75
10	175 psi	16.00	0.953	61	12	1.000	14.25
12	150 psi	19.00	1.117	100	12	1.000	17.00
14	150 psi	21.00	1.133	123	12	1.125	18.75
16	150 psi	23.50	1.265	171	16	1.125	21.25
18	150 psi	25.00	1.331	202	16	1.250	22.75
20	150 psi	27.50	1.448	275	20	1.250	25.00
22	150 psi	29.50	1.568	340	20	1.375	27.25
24	150 psi	32.00	1.661	421	20	1.375	29.50
26	150 psi	34.25	1.786	515	24	1.375	31.75
28	150 psi	36.50	1.906	621	28	1.375	34.00
30	150 psi	38.75	2.008	734	28	1.375	36.00
32	150 psi	41.75	2.150	907	28	1.625	38.50
34	150 psi	43.75	2.250	1039	32	1.625	40.50
36	150 psi	46.00	2.370	1204	32	1.625	42.75
38	150 psi	48.75	2.506	1424	32	1.625	45.25
40	150 psi	50.75	2.609	1603	36	1.625	47.25
42	150 psi	53.00	2.729	1823	36	1.625	49.50
44	150 psi	55.25	2.849	2062	40	1.625	51.75
46	150 psi	57.25	2.952	2290	40	1.625	53.75
48	150 psi	59.50	3.072	2568	44	1.625	56.00
50	150 psi	61.75	3.196	2871	44	1.875	58.25
52	150 psi	64.00	3.315	3192	44	1.875	60.50
54	150 psi	66.25	3.435	3538	44	1.875	62.75
60	150 psi	73.00	3.779	4703	52	1.875	69.25
66	150 psi	80.00	4.136	6157	52	1.875	76.00
72	150 psi	86.50	4.480	7770	60	1.875	82.50

# AWWA C207-07 Flanges

## Class E Blind Flanges



### Note:

- All dimensions are in inches.
- Blind flanges shall be machined with center island to match the mating flange.

Nominal Pipe Size	Working Pressure	Outside Diameter	Minimum Thickness	Approximate Weight	Number of Holes	Diameter Of Bolt Holes	Diameter of Bolt Circle
		(A)	(T)	(lbs)			(C)
4	275 psi	9.00	1.125	23	8	0.750	7.50
5	275 psi	10.00	1.188	29	8	0.875	8.50
6	275 psi	11.00	1.313	39	8	0.875	9.50
8	275 psi	13.50	1.500	66	8	0.875	11.75
10	275 psi	16.00	1.563	96	12	1.000	14.25
12	275 psi	19.00	1.750	151	12	1.000	17.00
14	275 psi	21.00	1.875	196	12	1.125	18.75
16	275 psi	23.50	2.000	261	16	1.125	21.25
18	275 psi	25.00	2.125	313	16	1.250	22.75
20	275 psi	27.50	2.375	431	20	1.250	25.00
22	275 psi	29.50	2.500	520	20	1.375	27.25
24	275 psi	32.00	2.625	641	20	1.375	29.50
26	275 psi	34.25	2.750	767	24	1.375	31.75
28	275 psi	36.50	2.750	871	28	1.375	34.00
30	275 psi	38.75	2.875	1023	28	1.375	36.00
32	275 psi	41.75	3.000	1236	28	1.625	38.50
34	275 psi	43.75	3.050	1379	32	1.625	40.50
36	275 psi	46.00	3.209	1599	32	1.625	42.75
38	275 psi	48.75	3.394	1894	32	1.625	45.25
40	275 psi	50.75	3.533	2132	36	1.625	47.25
42	275 psi	53.00	3.695	2427	36	1.625	49.50
44	275 psi	55.25	3.857	2747	40	1.625	51.75
46	275 psi	57.25	3.997	3052	40	1.625	53.75
48	275 psi	59.50	4.159	3424	44	1.625	56.00
50	275 psi	61.75	4.327	3830	44	1.875	58.25
52	275 psi	64.00	4.489	4262	44	1.875	60.50
54	275 psi	66.25	4.651	4725	44	1.875	62.75
60	275 psi	73.00	5.116	6288	52	1.875	69.25
66	275 psi	80.00	5.601	8243	52	1.875	76.00
72	275 psi	86.50	6.066	10411	60	1.875	82.50

# AWWA C207-07 Flanges

## Class F Blind Flanges



### Note:

- All dimensions are in inches.
- Blind flanges shall be machined with center island to match the mating flange.

Nominal Pipe Size	Working Pressure	Outside Diameter	Minimum Thickness	Approximate Weight	Number of Holes	Diameter Of Bolt Holes	Diameter Of Bolt Circle
		(A)	(T)	(lbs)			(C)
4	300 psi	10.00	1.130	28	8	0.875	7.88
5	300 psi	11.00	1.210	36	8	0.875	9.25
6	300 psi	12.50	1.310	50	12	0.875	10.62
8	300 psi	15.00	1.310	72	12	1.000	13.00
10	300 psi	17.50	1.500	111	16	1.125	15.25
12	300 psi	20.50	1.630	164	16	1.250	17.75
14	300 psi	23.00	1.940	243	20	1.250	20.25
16	300 psi	25.50	2.140	328	20	1.375	22.50
18	300 psi	28.00	2.250	414	24	1.375	24.75
20	300 psi	30.50	2.330	521	24	1.375	27.00
22	300 psi	33.00	2.500	651	24	1.375	29.25
24	300 psi	36.00	2.690	830	24	1.625	32.00
26	300 psi	38.25	3.000	1038	28	1.875	34.50
28	300 psi	40.75	3.130	1226	28	1.875	37.00
30	300 psi	43.00	3.166	1380	28	1.875	39.25
32	300 psi	45.25	3.332	1603	28	1.875	41.50
34	300 psi	47.50	3.475	1839	28	1.875	43.50
36	300 psi	50.00	3.671	2146	32	2.125	46.00
38	300 psi	52.25	3.815	2431	32	2.125	48.00
40	300 psi	54.25	3.982	2730	36	2.125	50.25
42	300 psi	57.00	4.171	3151	36	2.125	52.75
44	300 psi	59.25	4.338	3535	36	2.125	55.00
46	300 psi	61.50	4.505	3949	40	2.125	57.25
48	300 psi	65.00	4.781	4671	40	2.125	60.75

# AWWA C207-94 Flanges

## Class B Hub Flanges



### Note:

- All dimensions are in inches.
- Pressure rating at atmospheric temperature is 175 psi for sizes 12" and under and 150 psi for sizes 14" and up.

Nominal Pipe Size	Outside Diameter	Thickness (T)	Overall Thickness (L)	Hub Diameter (E)	Inside Diameter (B)	Approximate Weight (lbs)	Number of Holes	Diameter of Bolt Holes	Diameter of Bolt Circle (C)
	(A)								(C)
4	9.00	0.50	0.88	5.31	4.57	7	8	0.750	7.50
5	10.00	0.56	1.25	6.31	5.66	8	8	0.875	8.50
6	11.00	0.56	1.25	7.56	6.72	13	8	0.875	9.50
8	13.50	0.56	1.25	9.69	8.72	18	8	0.875	11.75
10	16.00	0.69	1.25	12.00	10.88	26	12	1.000	14.25
12	19.00	0.69	1.25	14.38	12.88	42	12	1.000	17.00
14	21.00	0.75	1.25	15.75	14.19	44	12	1.125	18.75
16	23.50	0.75	1.25	18.00	16.19	58	16	1.125	21.25
18	25.00	0.75	1.25	19.88	18.19	59	16	1.250	22.75
20	27.50	0.75	1.25	22.00	20.19	69	20	1.250	25.00
22	29.50	1.00	1.75	24.25	22.19	76	20	1.375	27.25
24	32.00	1.00	1.75	26.13	24.19	115	20	1.375	29.50
26	34.25	1.00	1.75	28.50	26.19	125	24	1.375	31.75
28	36.50	1.00	1.75	30.50	28.19	140	28	1.375	34.00
30	38.75	1.00	1.75	32.50	30.19	150	28	1.375	36.00
32	41.75	1.13	1.75	34.75	32.19	205	28	1.625	38.50
34	43.75	1.13	1.75	36.75	34.19	215	32	1.625	40.50
36	46.00	1.13	1.75	38.75	36.19	235	32	1.625	42.75
38	48.75	1.13	1.75	40.75	38.19	265	32	1.625	45.25
40	50.75	1.13	1.75	43.00	40.19	280	36	1.625	47.25
42	53.00	1.25	1.75	45.00	42.19	330	36	1.625	49.50
44	55.25	1.25	2.25	47.00	44.19	350	40	1.625	51.75
46	57.25	1.25	2.25	49.00	46.19	365	40	1.625	53.75
48	59.50	1.38	2.50	51.00	48.19	425	44	1.625	56.00
50	61.75	1.38	2.50	53.00	50.19	450	44	1.875	58.25
52	64.00	1.38	2.50	55.00	52.19	475	44	1.875	60.50
54	66.25	1.38	2.50	57.00	54.19	500	44	1.875	62.75
60	73.00	1.50	2.75	63.00	60.19	640	52	1.875	69.25
66	80.00	1.50	2.75	69.00	66.19	750	52	1.875	76.00
72	86.50	1.50	2.75	75.00	72.19	850	60	1.875	82.50
78	93.00	1.75	3.00	81.25	78.19	1200	64	2.125	89.00
84	99.75	1.75	3.00	87.50	84.19	1250	64	2.125	95.50
90	106.50	2.00	3.25	93.75	90.19	1650	68	2.438	102.00
96	113.25	2.00	3.25	100.00	96.19	1750	68	2.438	108.50

# AWWA C207-94 Flanges

## Class D Hub Flanges



### Note:

- All dimensions are in inches
- The pressure rating at atmospheric temperature is 175 psi for 6" - 12" and 150 psi for 14" - 96".

Nominal Pipe Size	Outside Diameter	Thickness	Overall Thickness	Hub Diameter	Inside Diameter	Approximate Weight	Number of Holes	Diameter of Bolt Holes	Diameter of Bolt Circle
	(A)	(T)	(L)	(E)	(B)	(lbs)			(C)
4	9.00	0.50	0.88	5.31	4.57	7	8	0.750	7.50
5	10.00	0.56	1.25	6.31	5.66	8	8	0.875	8.50
6	11.00	0.56	1.25	7.56	6.72	13	8	0.875	9.50
8	13.50	0.56	1.25	9.69	8.72	18	8	0.875	11.75
10	16.00	0.69	1.25	12.00	10.88	26	12	1.000	14.25
12	19.00	0.69	1.25	14.38	12.88	42	12	1.000	17.00
14	21.00	0.75	1.25	15.75	14.19	44	12	1.125	18.75
16	23.50	0.75	1.25	18.00	16.19	58	16	1.125	21.25
18	25.00	0.75	1.25	19.88	18.19	59	16	1.250	22.75
20	27.50	0.75	1.25	22.00	20.19	69	20	1.250	25.00
22	29.50	1.00	1.75	24.25	22.19	76	20	1.375	27.25
24	32.00	1.00	1.75	26.13	24.19	115	20	1.375	29.50
26	34.25	1.00	1.75	28.50	26.19	125	24	1.375	31.75
28	36.50	1.00	1.75	30.50	28.19	140	28	1.375	34.00
30	38.75	1.00	1.75	32.50	30.19	150	28	1.375	36.00
32	41.75	1.13	1.75	34.75	32.19	205	28	1.625	38.50
34	43.75	1.13	1.75	36.75	34.19	215	32	1.625	40.50
36	46.00	1.13	1.75	38.75	36.19	235	32	1.625	42.75
38	48.75	1.13	1.75	40.75	38.19	265	32	1.625	45.25
40	50.75	1.13	1.75	43.00	40.19	280	36	1.625	47.25
42	53.00	1.25	1.75	45.00	42.19	330	36	1.625	49.50
44	55.25	1.25	2.25	47.00	44.19	350	40	1.625	51.75
46	57.25	1.25	2.25	49.00	46.19	365	40	1.625	53.75
48	59.50	1.38	2.50	51.00	48.19	425	44	1.625	56.00
50	61.75	1.38	2.50	53.00	50.19	450	44	1.875	58.25
52	64.00	1.38	2.50	55.00	52.19	475	44	1.875	60.50
54	66.25	1.38	2.50	57.00	54.19	500	44	1.875	62.75
60	73.00	1.50	2.75	63.00	60.19	640	52	1.875	69.25
66	80.00	1.50	2.75	69.00	66.19	750	52	1.875	76.00
72	86.50	1.50	2.75	75.00	72.19	850	60	1.875	82.50
78	93.00	1.75	3.00	81.25	78.19	1200	64	2.125	89.00
84	99.75	1.75	3.00	87.50	84.19	1250	64	2.125	95.50
90	106.50	2.00	3.25	93.75	90.19	1650	68	2.438	102.00
96	113.25	2.00	3.25	100.00	96.19	1750	68	2.438	108.50

# AWWA C207-94 Flanges

## Class E Hub Flanges



### Note:

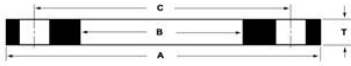
- All dimensions are in inches.
- Pressure rating at atmospheric temperature is 175 psi for sizes 12" and under and 150 psi for sizes 14" and up.

Nominal Pipe Size	Outside Diameter	Thickness	Overall Thickness	Hub Diameter	Inside Diameter	Approximate Weight	Number of Holes	Diameter of Bolt Holes	Diameter of Bolt Circle
	(A)								(T)
4	9.00	0.94	1.31	5.31	4.57	13	8	0.750	7.50
5	10.00	0.94	1.44	6.44	5.66	15	8	0.875	8.50
6	11.00	1.00	1.56	7.56	6.72	19	8	0.875	9.50
8	13.50	1.13	1.75	9.69	8.72	30	8	0.875	11.75
10	16.00	1.19	1.94	12.00	10.88	43	12	1.000	14.25
12	19.00	1.25	2.19	14.38	12.88	64	12	1.000	17.00
14	21.00	1.38	2.25	15.75	14.19	85	12	1.125	18.75
16	23.50	1.44	2.50	18.00	16.19	98	16	1.125	21.25
18	25.00	1.56	2.69	19.88	18.19	120	16	1.250	22.75
20	27.50	1.69	2.88	22.00	20.19	155	20	1.250	25.00
22	29.50	1.81	3.13	24.00	22.19	190	20	1.375	27.25
24	32.00	1.88	3.25	26.13	24.19	210	20	1.375	29.50
26	34.25	2.00	3.38	28.50	26.19	235	24	1.375	31.75
28	36.50	2.06	3.44	30.75	28.19	270	28	1.375	34.00
30	38.75	2.13	3.50	32.75	30.19	305	28	1.375	36.00
32	41.75	2.25	3.63	35.00	32.19	375	28	1.625	38.50
34	43.75	2.31	3.69	37.00	34.19	400	32	1.625	40.50
36	46.00	2.38	3.75	39.25	36.19	450	32	1.625	42.75
38	48.75	2.38	3.75	41.75	38.19	530	32	1.625	45.25
40	50.75	2.50	3.88	43.75	40.19	570	36	1.625	47.25
42	53.00	2.63	4.00	46.00	42.19	650	36	1.625	49.50
44	55.25	2.63	4.00	48.00	44.19	690	40	1.625	51.75
46	57.25	2.69	4.06	50.00	46.19	730	40	1.625	53.75
48	59.50	2.75	4.13	52.25	48.19	800	44	1.625	56.00
50	61.75	2.75	4.13	54.25	50.19	830	44	1.875	58.25
52	64.00	2.88	4.25	56.50	52.19	920	44	1.875	60.50
54	66.25	3.00	4.38	58.75	54.19	1025	44	1.875	62.75
60	73.00	3.13	4.50	65.25	60.19	1250	52	1.875	69.25
66	80.00	3.38	4.88	71.50	66.19	1625	52	1.875	76.00
72	86.50	3.50	5.00	78.50	72.19	1925	60	1.875	82.50
78	93.00	3.88	5.38	84.50	78.19	2525	64	2.125	89.00
84	99.75	3.88	5.38	90.50	84.19	2600	64	2.125	95.50
90	106.50	4.25	5.75	96.75	90.19	3150	68	2.438	102.00
96	113.25	4.25	5.75	102.75	96.19	3275	68	2.438	108.50



# AWWA C207-07 Flanges

## Class B Ring Flanges



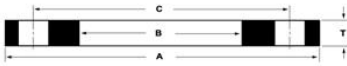
### Note:

- All dimensions are in inches.
- Pressure rating at atmospheric temperature is 86 psi.

Nominal Pipe Size	Outside Diameter	Thickness	Inside Diameter	Approximate Weight	Number of Holes	Diameter of Bolt Holes	Diameter Of Bolt Circle
	(A)	(T)	(B)	(lbs)		(C)	
4	9.00	0.63	4.57	8	8	0.750	7.50
5	10.00	0.63	5.66	9	8	0.875	8.50
6	11.00	0.69	6.72	11	8	0.875	9.50
8	13.50	0.69	8.72	16	8	0.875	11.75
10	16.00	0.69	10.88	20	12	1.000	14.25
12	19.00	0.69	12.88	30	12	1.000	17.00
14	21.00	0.69	14.19	36	12	1.125	18.75
16	23.50	0.69	16.19	43	16	1.125	21.25
18	25.00	0.69	18.19	43	16	1.250	22.75
20	27.50	0.69	20.19	51	20	1.250	25.00
22	29.50	0.75	22.19	60	20	1.375	27.25
24	32.00	0.75	24.19	70	20	1.375	29.50
26	34.25	0.81	26.19	84	24	1.375	31.75
28	36.50	0.88	28.19	99	28	1.375	34.00
30	38.75	0.88	30.19	110	28	1.375	36.00
32	41.75	0.94	32.19	139	28	1.625	38.50
34	43.75	0.94	34.19	149	32	1.625	40.50
36	46.00	1.00	36.19	169	32	1.625	42.75
38	48.75	1.00	38.19	195	32	1.625	45.25
40	50.75	1.00	40.19	203	36	1.625	47.25
42	53.00	1.13	42.19	246	36	1.625	49.50
44	55.25	1.13	44.19	262	40	1.625	51.75
46	57.25	1.13	46.19	274	40	1.625	53.75
48	59.50	1.25	48.19	323	44	1.625	56.00
50	61.75	1.25	50.19	334	44	1.875	58.25
52	64.00	1.25	52.19	356	44	1.875	60.50
54	66.25	1.38	54.19	418	44	1.875	62.75
60	73.00	1.50	60.19	535	52	1.875	69.25
66	80.00	1.63	66.19	699	52	1.875	76.00
72	86.50	1.75	72.19	844	60	1.875	82.50
78	93.00	2.00	78.19	1052	64	2.125	89.00
84	99.75	2.00	84.19	1205	64	2.125	95.50
90	106.50	2.25	90.19	1478	68	2.438	102.00
96	113.25	2.25	96.19	1670	68	2.438	108.50
102	120.00	2.50	102.19	2013	72	2.688	114.50
108	126.75	2.50	108.19	2249	72	2.688	120.75
114	133.50	2.75	114.19	2658	76	2.938	126.75
120	140.25	2.75	120.19	2943	76	2.938	132.75
126	147.00	3.00	126.19	3423	80	3.188	139.25
132	153.75	3.00	132.19	3761	80	3.188	145.75
138	160.50	3.25	138.19	4317	84	3.438	152.00
144	167.25	3.25	144.19	4711	84	3.438	158.25

# AWWA C207-07 Flanges

## Class D Ring Flanges



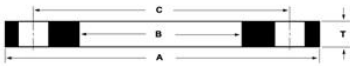
### Note:

- All dimensions are in inches.
- Pressure rating at atmospheric temperature is 175 psi for sizes 12" and under and 150 psi for sizes 14" and up.

Nominal Pipe Size	Outside Diameter	Thickness	Inside Diameter	Approximate Weight	Number of Holes	Diameter of Bolt Holes	Diameter of Bolt Circle
	(A)	(T)	(B)	(lbs)		(C)	
4	9.00	0.63	4.57	8	8	0.750	7.50
5	10.00	0.63	5.66	9	8	0.875	8.50
6	11.00	0.69	6.72	11	8	0.875	9.50
8	13.50	0.69	8.72	15	8	0.875	11.75
10	16.00	0.69	10.88	19	12	1.000	14.25
12	19.00	0.81	12.88	33	12	1.000	17.00
14	21.00	0.94	14.19	47	12	1.125	18.75
16	23.50	1.00	16.19	60	16	1.125	21.25
18	25.00	1.06	18.19	68	16	1.250	22.75
20	27.50	1.13	20.19	79	20	1.250	25.00
22	29.50	1.19	22.19	90	20	1.375	27.25
24	32.00	1.25	24.19	112	20	1.375	29.50
26	34.25	1.31	26.19	129	24	1.375	31.75
28	36.50	1.31	28.19	141	28	1.375	34.00
30	38.75	1.38	30.19	172	28	1.375	36.00
32	41.75	1.50	32.19	211	28	1.625	38.50
34	43.75	1.50	34.19	220	32	1.625	40.50
36	46.00	1.63	36.19	261	32	1.625	42.75
38	48.75	1.63	38.19	301	32	1.625	45.25
40	50.75	1.63	40.19	313	36	1.625	47.25
42	53.00	1.75	42.19	364	36	1.625	49.50
44	55.25	1.75	44.19	387	40	1.625	51.75
46	57.25	1.75	46.19	404	40	1.625	53.75
48	59.50	1.88	48.19	460	44	1.625	56.00
50	61.75	2.00	50.19	507	44	1.875	58.25
52	64.00	2.00	52.19	542	44	1.875	60.50
54	66.25	2.13	54.19	614	44	1.875	62.75
60	73.00	2.25	60.19	763	52	1.875	69.25
66	80.00	2.50	66.19	1021	52	1.875	76.00
72	86.50	2.63	72.19	1203	60	1.875	82.50
78	93.00	2.75	78.19	1374	64	2.125	89.00
84	99.75	2.88	84.19	1646	64	2.125	95.50
90	106.50	3.00	90.19	1872	68	2.438	102.00
96	113.25	3.25	96.19	2292	68	2.438	108.50
102	120.00	3.25	102.19	2486	72	2.688	114.50
108	126.75	3.38	108.19	2884	72	2.688	120.75
114	133.50	3.50	114.19	3214	76	2.938	126.75
120	140.25	3.50	120.19	3558	76	2.938	132.75
126	147.00	3.75	126.19	4065	80	3.188	139.25
132	153.75	3.88	132.19	4614	80	3.188	145.75
138	160.50	4.00	138.19	5047	84	3.438	152.00
144	167.25	4.13	144.19	5681	84	3.438	158.25

# AWWA C207-07 Flanges

## Class E Ring Flanges



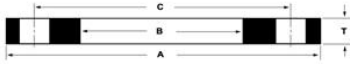
### Note:

- All dimensions are in inches.
- Pressure rating at atmospheric temperature is 275 psi.

Nominal Pipe Size	Outside Diameter	Thickness	Inside Diameter	Approximate Weight	Number of Holes	Diameter of Bolt Holes	Diameter of Bolt Circle
	(A)		(B)	(lbs)			(C)
4	9.00	1.13	4.57	14	8	0.750	7.50
5	10.00	1.19	5.66	16	8	0.875	8.50
6	11.00	1.31	6.72	22	8	0.875	9.50
8	13.50	1.50	8.72	33	8	0.875	11.75
10	16.00	1.56	10.88	47	12	1.000	14.25
12	19.00	1.75	12.88	71	12	1.000	17.00
14	21.00	1.88	14.19	94	12	1.125	18.75
16	23.50	2.00	16.19	120	16	1.125	21.25
18	25.00	2.13	18.19	127	16	1.250	22.75
20	27.50	2.38	20.19	168	20	1.250	25.00
22	29.50	2.50	22.19	189	20	1.375	27.25
24	32.00	2.63	24.19	234	20	1.375	29.50
26	34.25	2.75	26.19	270	24	1.375	31.75
28	36.50	2.75	28.19	297	28	1.375	34.00
30	38.75	2.88	30.19	344	28	1.375	36.00
32	41.75	3.00	32.19	422	28	1.625	38.50
34	43.75	3.00	34.19	460	32	1.625	40.50
36	46.00	3.13	36.19	502	32	1.625	42.75
38	48.75	3.13	38.19	580	32	1.625	45.25
40	50.75	3.25	40.19	626	36	1.625	47.25
42	53.00	3.38	42.19	701	36	1.625	49.50
44	55.25	3.38	44.19	747	40	1.625	51.75
46	57.25	3.44	46.19	794	40	1.625	53.75
48	59.50	3.50	48.19	858	44	1.625	56.00
50	61.75	3.50	50.19	887	44	1.875	58.25
52	64.00	3.63	52.19	982	44	1.875	60.50
54	66.25	3.75	54.19	1083	44	1.875	62.75
60	73.00	3.88	60.19	1313	52	1.875	69.25
66	80.00	4.25	66.19	1736	52	1.875	76.00
72	86.50	4.38	72.19	2005	60	1.875	82.50
78	93.00	4.75	78.19	2374	64	2.125	89.00
84	99.75	4.75	84.19	2719	64	2.125	95.50
90	106.50	5.13	90.19	3197	68	2.438	102.00
96	113.25	5.13	96.19	3614	68	2.438	108.50
102	120.00	5.50	102.19	4206	72	2.688	114.50
108	126.75	5.50	108.19	4700	72	2.688	120.75
114	133.50	5.88	114.19	5395	76	2.938	126.75
120	140.25	5.88	120.19	5972	76	2.938	132.75
126	147.00	6.25	126.19	6776	80	3.188	139.25
132	153.75	6.25	132.19	7443	80	3.188	145.75
138	160.50	6.75	138.19	8517	84	3.438	152.00
144	167.25	6.75	144.19	9295	84	3.438	158.25

# AWWA C207-07 Flanges

## Class F Ring Flanges



**Note:**

- All dimensions are in inches.
- Pressure rating at atmospheric temperature is 300 psi.

Nominal Pipe Size	Outside Diameter	Thickness	Inside Diameter	Approximate Weight	Number of Holes	Diameter of Bolt Holes	Diameter of Bolt Circle
	(A)	(T)	(B)	(lbs)			(C)
4	10.00	1.13	4.57	18	8	0.875	7.88
5	11.00	1.21	5.66	22	8	0.875	9.25
6	12.50	1.31	6.73	30	12	0.875	10.62
8	15.00	1.31	8.73	40	12	1.000	13.00
10	17.50	1.50	10.88	56	16	1.125	15.25
12	20.50	1.63	12.88	83	16	1.250	17.75
14	23.00	1.94	14.19	128	20	1.250	20.25
16	25.50	2.14	16.19	167	20	1.375	22.50
18	28.00	2.25	18.19	204	24	1.375	24.75
20	30.50	2.33	20.19	247	24	1.375	27.00
22	33.00	2.50	22.19	307	24	1.375	29.25
24	36.00	2.69	24.19	388	24	1.625	32.00
26	38.25	3.00	26.25	451	28	1.875	34.50
28	40.75	3.13	28.25	532	28	1.875	37.00
30	43.00	3.15	30.25	586	28	1.875	39.25
32	45.25	3.25	32.25	657	28	1.875	41.50
34	47.50	3.38	34.25	741	28	1.875	43.50
36	50.00	3.46	36.25	802	32	2.125	46.00
38	52.25	3.50	38.25	874	32	2.125	48.00
40	54.25	3.63	40.25	937	36	2.125	50.25
42	57.00	3.81	42.25	1103	36	2.125	52.75
44	59.25	4.00	44.25	1237	36	2.125	55.00
46	61.50	4.13	46.25	1344	40	2.125	57.25
48	65.00	4.50	48.25	1718	40	2.125	60.75